GLEN EIRA LEISURE

EMERGENCY MANAGEMENT PLAN

PREVENTION, RESPONSE AND RECOVERY

VERSION 5.0

PURPOSE

To provide guidance for users when faced with an emergency evacuation.

DEFINITIONS

Use plain English to explain any technical terms or abbreviations.

Terminology	Definition
GEL	Glen Eira Leisure
Area Warden	All Operational Staff

STRUCTURED PROGRAMS INCLUDE THE FOLLOWING:

- School Swimming Lessons
- School Fun Days
- Swimming Carnivals

STEPS / PROCEDURE:

1. In the event of an emergency evacuation ALL structured programs must follow GEL staff instructions (Wardens)
* Staff are to follow the instructions of GEL staff and then instruct their school group to follow.

2. All school equipment and property are to be left on site in the case of an emergency – such as, school bags.

3. Once all personnel have moved to the nominated assembly area(s), accounting will commence.

ASSEMBLY AREAS

CMSP

- Koornang Park – 80 metres east of outdoor 50m pool.
- Car park – 60 metres west of main entrance.

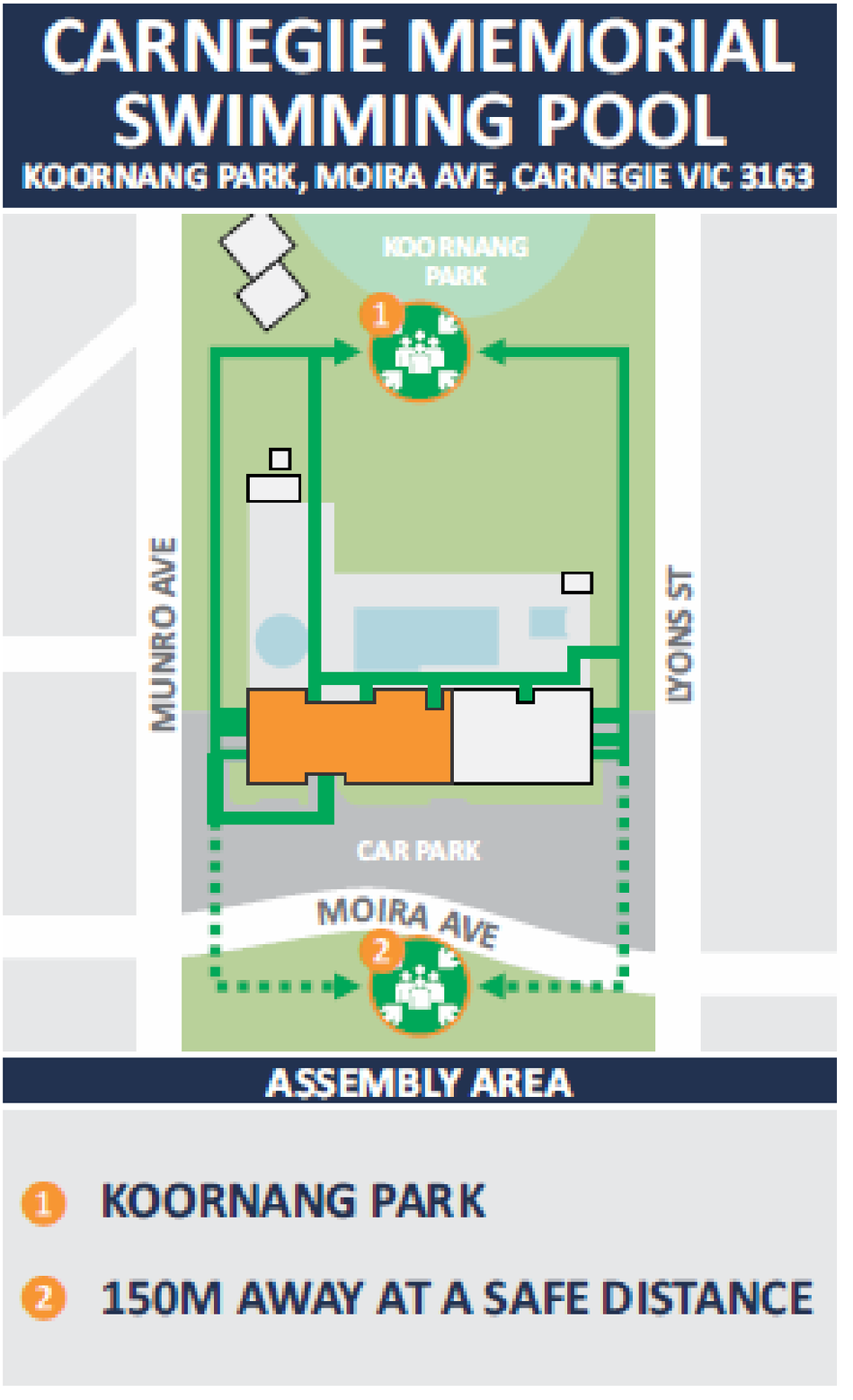

EVACUATION DIAGRAMS

EVACUATION DIAGRAM

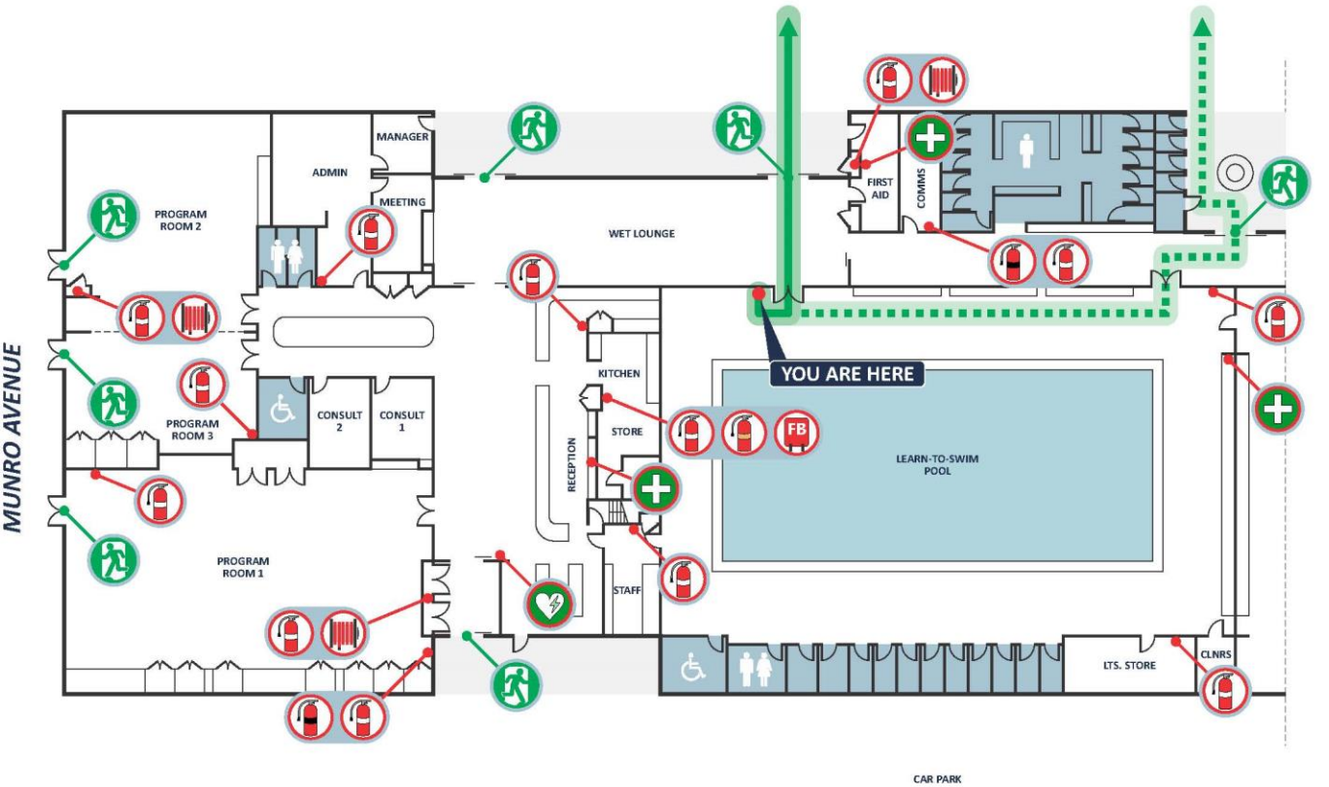

MOIRA AVENUE

CARNEGIE MEMORIAL SWIMMING POOL
KOORNANG PARK, MOIRA AVE, CARNEGIE VIC 3163



ASSEMBLY AREA

1. KOORNANG PARK
2. 150M AWAY AT A SAFE DISTANCE

GROUND LEVEL

EVACUATION PROCEDURES

REMOVE FROM IMMEDIATE DANGER

- If an emergency incident occurs, move a safe distance away from the danger.
- Prevent others from entering the area and alert surrounding people.
- If safe and trained to do so, attempt to extinguish the fire/contain the emergency incident.
- Continually assess the situation and do not put yourself or others at risk.

NOTIFY EMERGENCY SERVICES

- Dial 000

EVACUATE THE BUILDING

- In the event of the smoke, fire or emergency incident worsening, EVACUATE immediately, via the nearest safe exit.
- When the area has been evacuated, all doors and windows should be closed to contain the smoke/fire. Do not obstruct access to Exits.

PROCEED TO THE ASSEMBLY AREA

- Refer to Site Plan and await instructions from the responding Emergency Services.

LEGEND

- Fire Extinguisher CO2
- Fire Extinguisher DCP
- Fire Extinguisher Wet Chemical
- Fire Hose Reel
- Fire Blanket
- First Aid Kit
- Defibrillator
- Exit
- Primary Evacuation Route
- Secondary Evacuation Route

IN CASE OF FIRE

R RESCUE · A ALARM · C CONTAIN · E EVACUATE

P PULL · A AIM · S SQUEEZE · S SWEEP

EMERGENCY SERVICES

DIAL 000

prensa

EVACUATION DIAGRAMS

CARNEGIE MEMORIAL SWIMMING POOL

KOORNANG PARK, MOIRA AVE, CARNEGIE VIC 3163

EVACUATION DIAGRAM

GROUND LEVEL

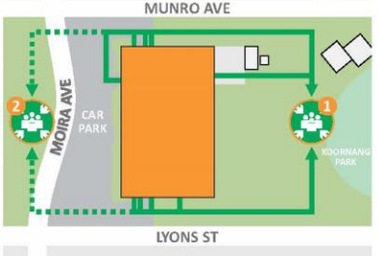

ASSEMBLY AREA

1. KOORNANG PARK
2. 150M AWAY AT A SAFE DISTANCE

EVACUATION PROCEDURES

REMOVE FROM IMMEDIATE DANGER

- If an emergency incident occurs, move a safe distance away from the danger.
- Prevent others from entering the area and alert surrounding people.
- If safe and trained to do so, attempt to extinguish the fire/contain the emergency incident.
- Continually assess the situation and do not put yourself or others at risk.

NOTIFY EMERGENCY SERVICES

- Dial 000

EVACUATE THE BUILDING

- In the event of the smoke, fire or emergency incident worsening, EVACUATE immediately, via the nearest safe exit.
- When the area has been evacuated, all doors and windows should be closed to contain the smoke/fire. Do not obstruct access to Exits.

PROCEED TO THE ASSEMBLY AREA

- Refer to Site Plan and await instructions from the responding Emergency Services.

prensa

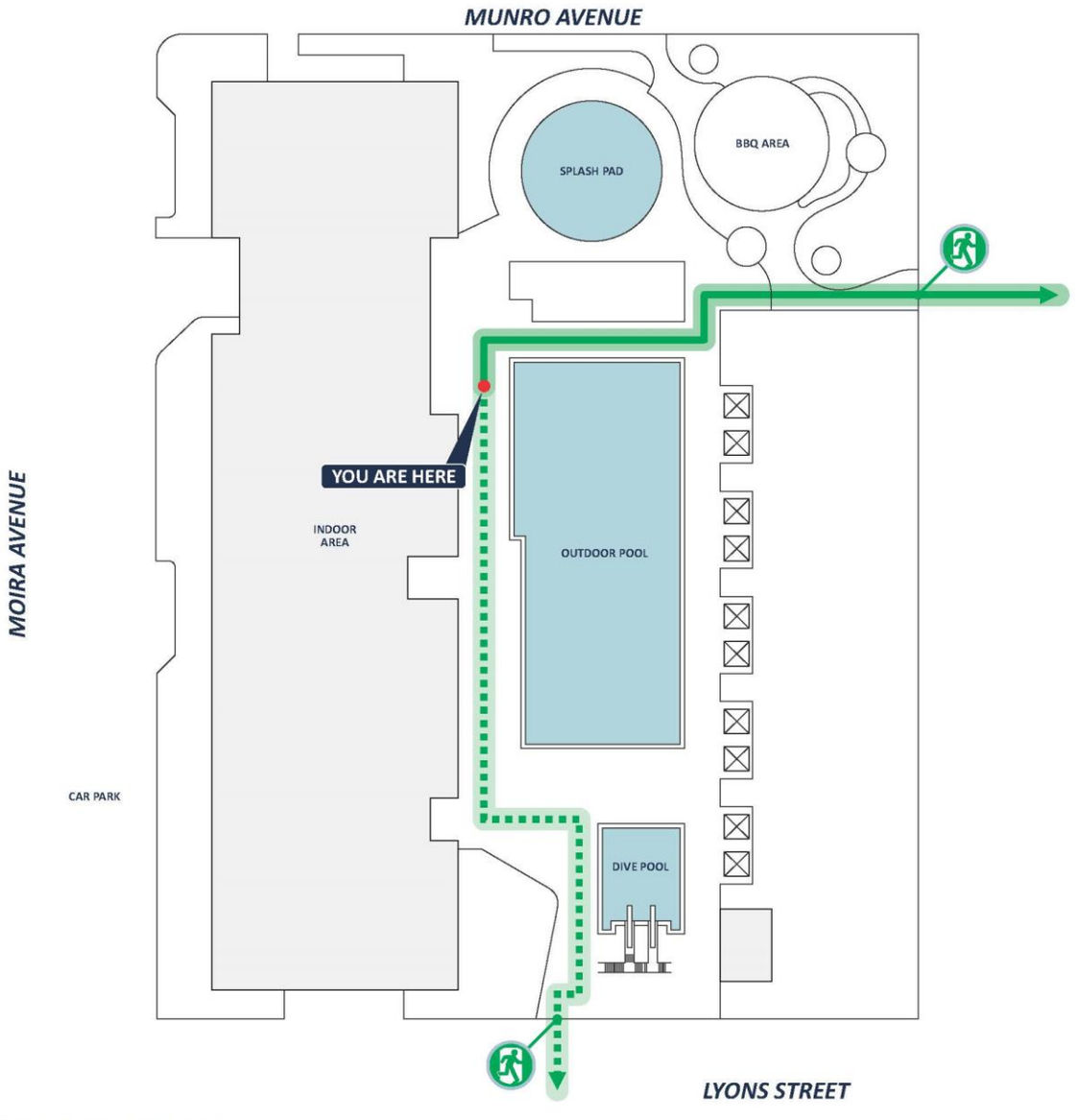

LEGEND

- Exit
- Primary Evacuation Route
- Secondary Evacuation Route

EMERGENCY SERVICES

DIAL 000

IN CASE OF FIRE

- R RESCUE
- P PULL
- A ALARM
- A AIM
- C CONTAIN
- S SQUEEZE
- E EVACUATE
- S SWEEP

Creation Date: 25/10/2024 | Validity Date: 25/10/2029 | Amended Date: 04/11/2024 | Version: 03 G001 | 132769E